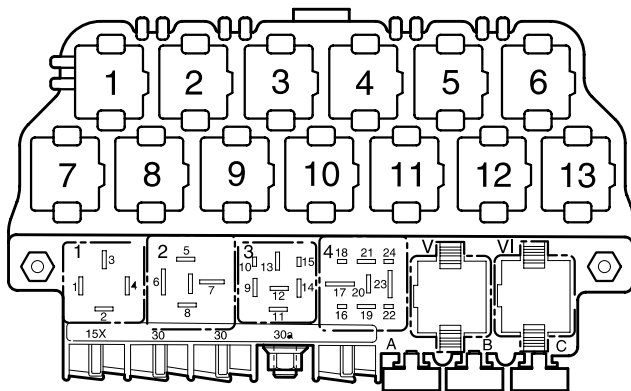


Air conditioning system

- 1.6 ltr./74 kW Simos, engine code AEH,
1.6 ltr./74 kW Simos, engine code AKL,
- 1.8 ltr./92 kW Motronic, engine code AGN,
- 1.8 ltr./110 kW Motronic, engine code AGU,
- 2.0 ltr./85 kW Motronic, engine code APK,
2.0 ltr./85 kW Motronic, engine code AQY,
- 1.9 ltr./50 kW Naturally, aspirated diesel, engine code AGP,
1.9 ltr./50 kW Naturally, aspirated diesel, engine code AQM,
- 1.9 ltr./66 kW Turbo diesel, engine code AGR,
- 1.9 ltr./66 kW Turbo diesel, engine code ALH,

from October 1997

For alternatives to relay and fuse positions as well as multi-pin connector wiring-see "Fitting locations" section.

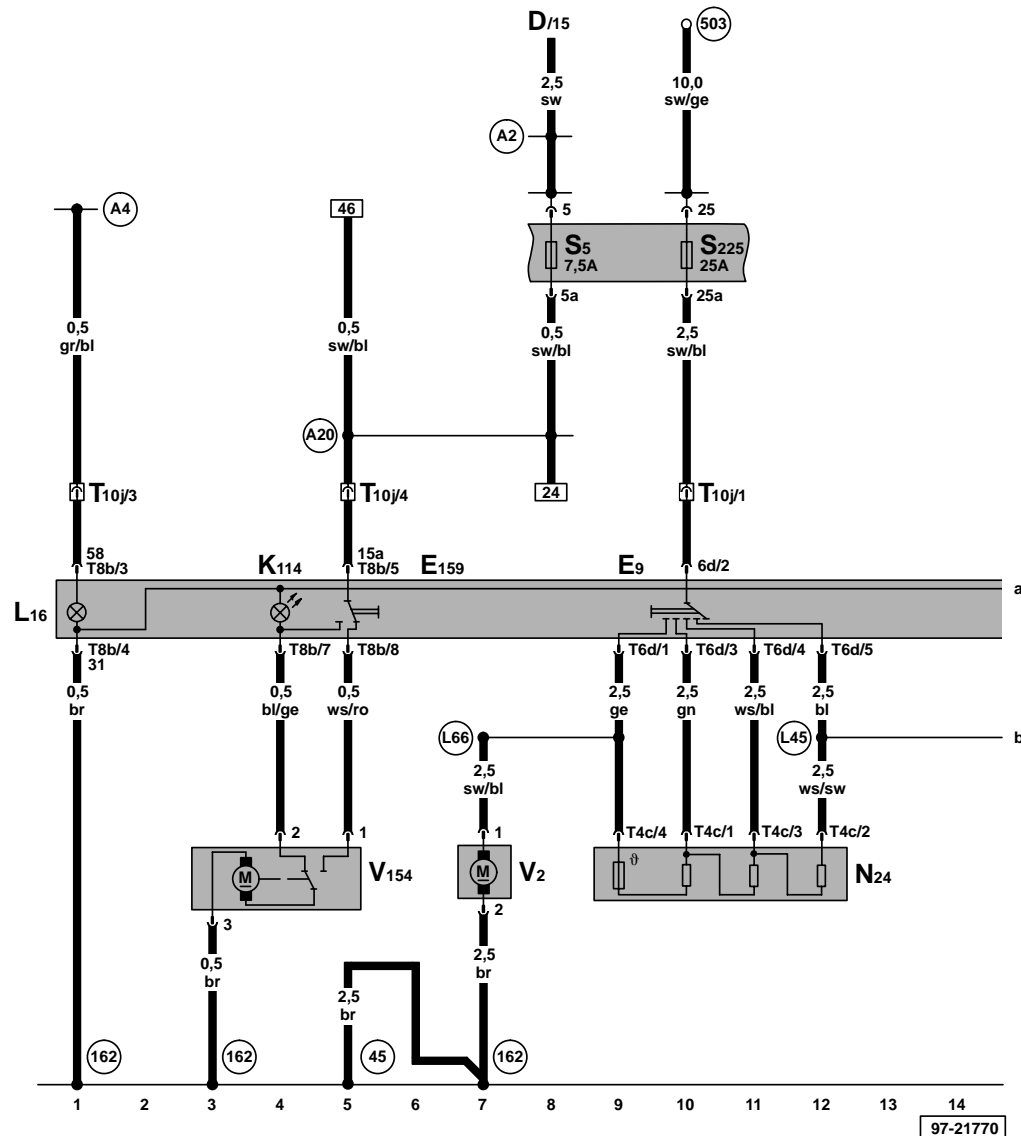


97-14163

Fuse colours

- 30 A – green
- 25 A – white
- 20 A – yellow
- 15 A – blue
- 10 A – red
- 7.5 A – brown
- 5 A – beige
- 3 A – lilac

Fresh air blower switch , fresh air/ recirculating air flap switch, fresh air blower, fresh air/recirculating air flap positioning motor



- D - Ignition/starter switch
- E9 - Fresh air blower switch
- E159 - Fresh air and air recirculation switch
- K114 - Fresh air/air recirculation warning lamp
- L16 - Fresh air controls light bulb
- N24 - Fresh air blower with overheating fuse series resistance
- S5 - Fuse in relay plate fuse box
- S225 - Fuse in fuse holder
- T4c - 4-pin connector
- T6d - 6-pin connector
- T8b - 8-pin connector
- T10j - 10-pin connector, behind centre of dash panel
- V2 - Fresh air blower
- V154 - Fresh/recirculating air flap positioning motor

- (45) - Earth point, behind dash panel - centre
- (162) - Earth connection, in blower motor wiring harness
- (503) - Screw connection (75x), on relay plate
- (A2) - Positive (+) connection (15), in dash panel wiring harness
- (A4) - Positive (+) connection (58b), in dash panel wiring harness
- (A20) - Connection (15a), in dash panel wiring harness
- (L45) - Connection, in heater blower wiring harness
- (L66) - Connection, in heater blower wiring harness

ws = white
 sw = black
 ro = red
 br = brown
 gn = green
 bl = blue
 gr = grey
 li = lilac
 ge = yellow
 or = orange

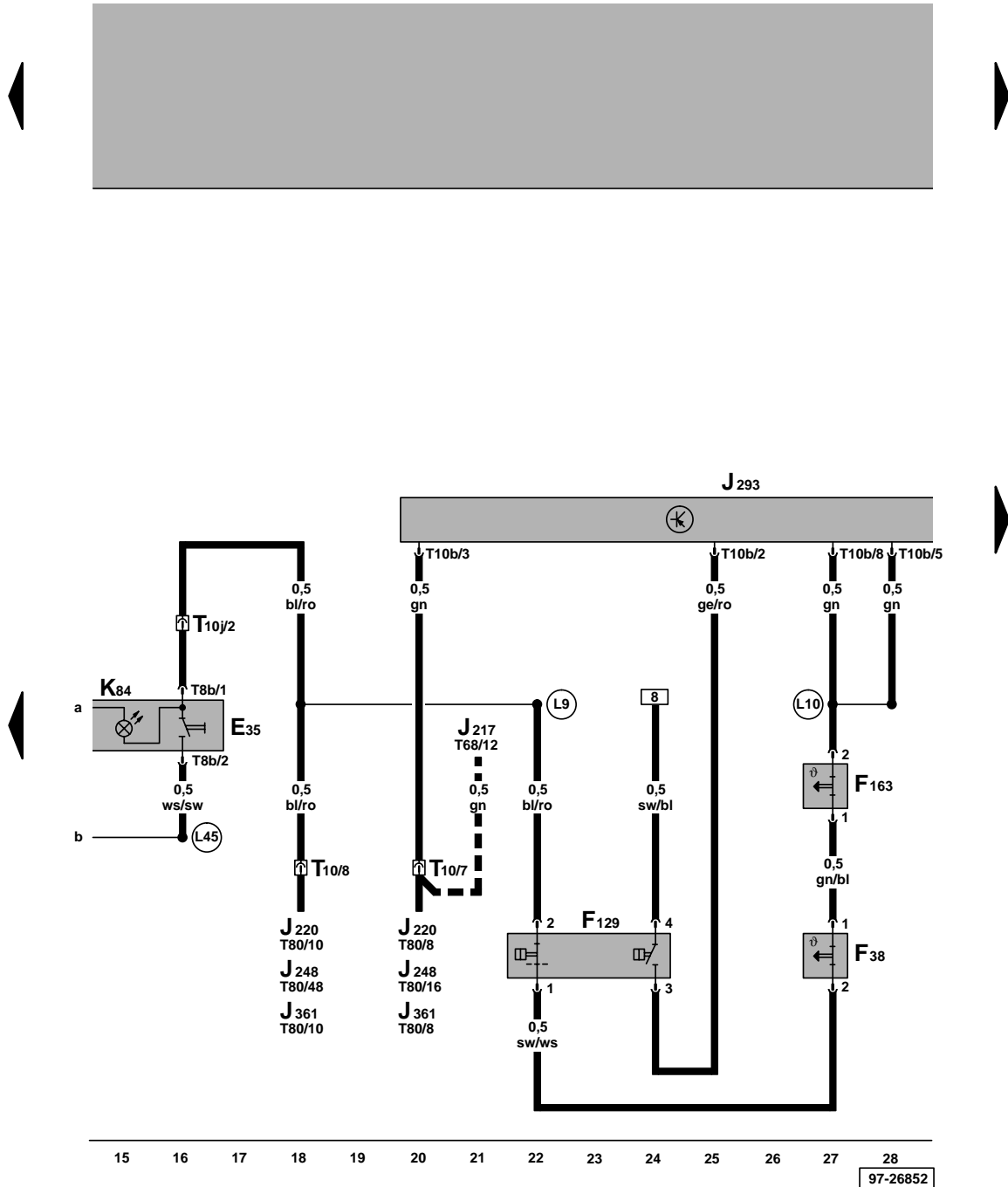
Radiator fan control unit, air conditioning system switch, air conditioning system pressure switch, air conditioning system shut-off thermo switch, ambient temperature switch

- E35 - Air conditioner switch
- F38 - Ambient temperature switch
- F129 - Air conditioner pressure switch
- F163 - Air conditioner shut-off thermo-switch
- J217 - Automatic gearbox control unit
- J220 - Motronic control unit
- J248 - Diesel direct injection system control unit
- J293 - Radiator fan control unit, front left in engine compartment
- J361 - Simos control unit, centre in plenum chamber
- K84 - Air conditioning system warning lamp
- T8b - 8-pin connector
- T10 - 10-pin connector, orange, in protective housing for connectors, left in plenum chamber
- T10b - 10-pin connector
- T10j - 10-pin connector, behind centre of dash panel
- T68 - 68-pin connector
- T80 - 80-pin connector

- (L9) - Connection -1-, in tailgate/boot lid wiring harness
- (L10) - Connection -2-, in tailgate/boot lid wiring harness
- (L45) - Connection, in heater blower wiring harness

--- - For vehicles with automatic gearbox only

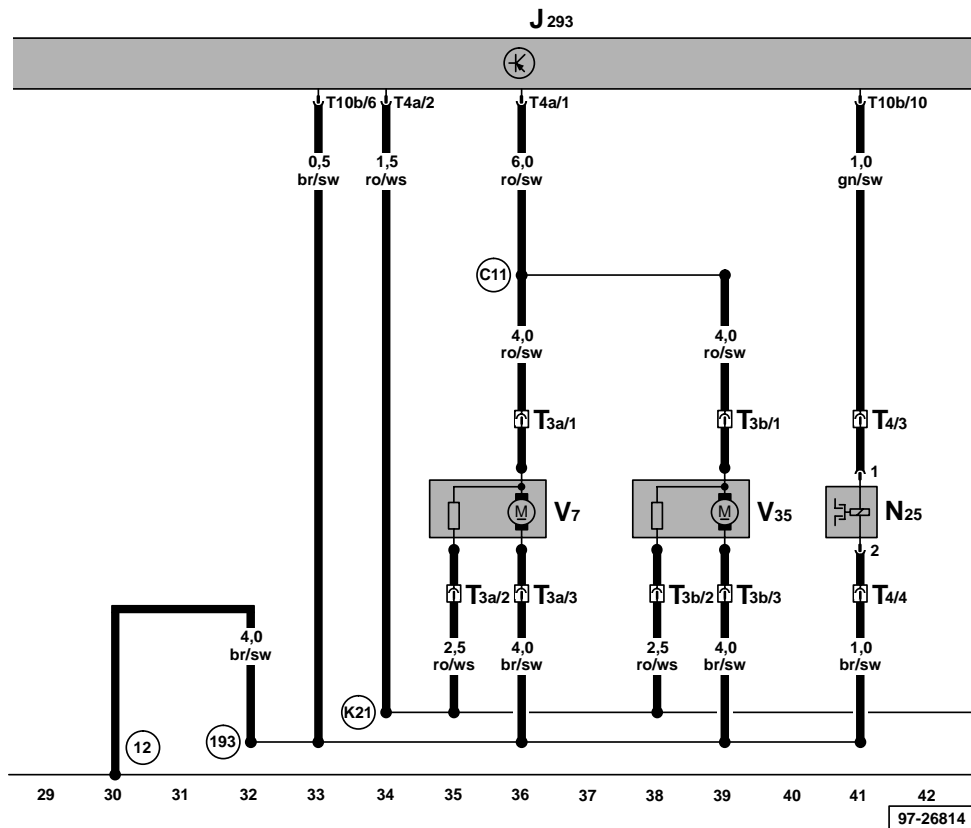
ws = white
 sw = black
 ro = red
 br = brown
 gn = green
 bl = blue
 gr = grey
 li = lilac
 ge = yellow
 or = orange



Radiator fan control unit, radiator fan, air conditioner system magnetic coupling

- J293 – Radiator fan control unit, front left in engine compartment
- N25 – Air conditioning system magnetic coupling
- T3a – 3-pin connector, front left in engine compartment
- T3b – 3-pin connector, front left in engine compartment
- T4 – 4-pin connector, near starter
- T4a – 4-pin connector
- T10b – 10-pin connector
- V7 – Radiator fan
- V35 – Coolant fan, right

- (12) – Earth point, left in engine compartment
- (193) – Earth connection -1-, in coolant fan wiring harness
- (C11) – Connection in radiator fan wiring harness
- (K21) – Connection -1-, in radiator fan wiring harness



97-26814

Radiator fan control unit, radiator fan thermo switch, radiator fan relay

- A - Battery
- D - Ignition/starter switch
- F18 - Radiator fan thermo-switch
- J293 - Radiator fan control unit, front left in engine compartment
- S16 - Fuse in relay plate fuse box
- S164 - Fuse -3- (30) in battery fuse holder
- S180 - Fuse -8- (30) in battery fuse holder
- T3 - 3-pin connector
- T4a - 4-pin connector
- T10b - 10-pin connector

- (501) - Screw connection -2- (30), on relay plate
- (A32) - Positive connection (30), in dash panel wiring harness
- (A98) - Positive connection -4- (30), in dash panel wiring harness
- (K20) - Positive (+) connection (30), in radiator fan wiring harness
- (K21) - Connection -1-, in radiator fan wiring harness

ws = white
 sw = black
 ro = red
 br = brown
 gn = green
 bl = blue
 gr = grey
 li = lilac
 ge = yellow
 or = orange

