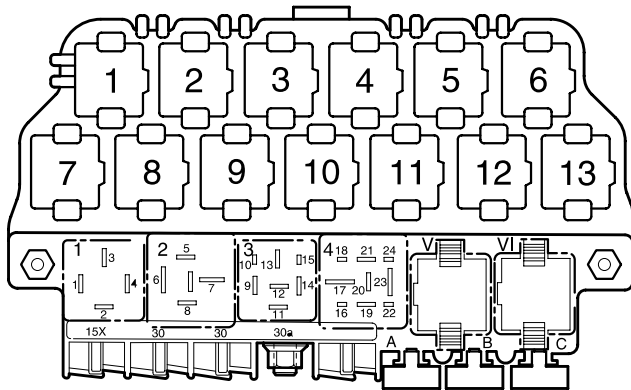


Air conditioning system

- 1.4 I ltr./55 kW 4AV, engine code AHW,
- 1.4 I ltr./55 kW 4AV, engine code AKQ,

from October 1997

For alternatives to relay and fuse positions as well as multi-pin connector wiring-see "Fitting locations" section.

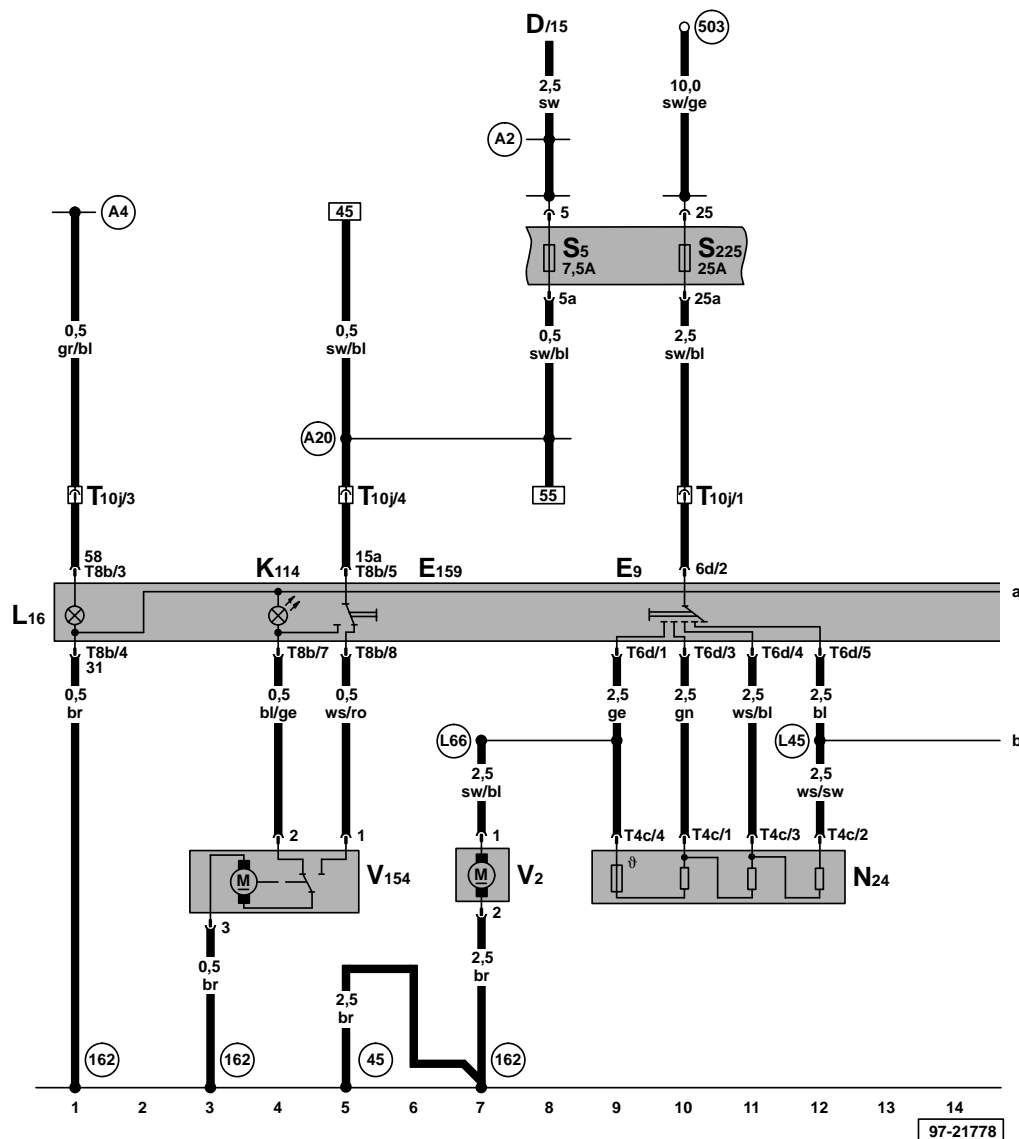


97-14163

Fuse colours

- 30 A – green
- 25 A – white
- 20 A – yellow
- 15 A – blue
- 10 A – red
- 7.5 A – brown
- 5 A – beige
- 3 A – lilac

Fresh air blower switch , fresh air/air recirculation flap switch, fresh air blower, fresh air/air recirculation flap positioning motor



- D - Ignition/starter switch
- E9 - Fresh air blower switch
- E159 - Fresh air and air recirculation switch
- K114 - Fresh air/air recirculation warning lamp
- L16 - Fresh air controls light bulb
- N24 - Fresh air blower with overheating fuse series resistance
- S5 - Fuse in relay plate fuse box
- S225 - Fuse in fuse holder
- T4c - 4-pin connector
- T6d - 6-pin connector
- T8b - 8-pin connector
- T10j - 10-pin connector, behind centre of dash panel
- V2 - Fresh air blower
- V154 - Fresh/recirculating air flap positioning motor

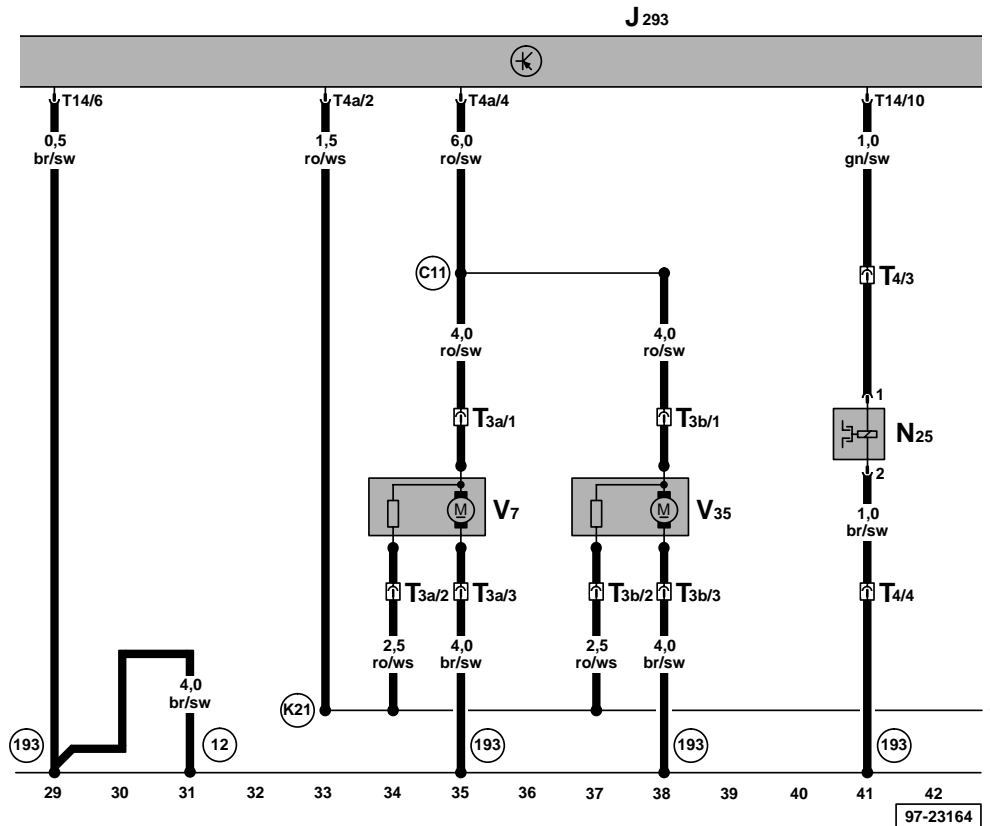
- (45) - Earth point, behind dash panel - centre
- (162) - Earth connection, in blower motor wiring harness
- (503) - Screw connection (75x), on relay plate
- (A2) - Positive (+) connection (15), in dash panel wiring harness
- (A4) - Positive (+) connection (58b), in dash panel wiring harness
- (A20) - Connection (15a), in dash panel wiring harness
- (L45) - Connection, in air conditioner controls wiring harness
- (L66) - Connection, in heater blower wiring harness

ws = white
 sw = black
 ro = red
 br = brown
 gn = green
 bl = blue
 gr = grey
 li = lilac
 ge = yellow

Radiator fan control unit, radiator fan, air conditioner system magnetic coupling

- J293 – Radiator fan control unit, front left in engine compartment
- N25 – Air conditioning system magnetic coupling
- T3a – 3-pin connector, front left in engine compartment
- T3b – 3-pin connector, front left in engine compartment
- T4 – 4-pin connector, near starter
- T4a – 4-pin connector
- T14 – 14-pin connector
- V7 – Radiator fan
- V35 – Coolant fan, right

- (12) – Earth point, left in engine compartment
- (193) – Earth connection -1-, in coolant fan wiring harness
- (C11) – Connection in radiator fan wiring harness
- (K21) – Connection -1-, in radiator fan wiring harness



ws = white
 sw = black
 ro = red
 br = brown
 gn = green
 bl = blue
 gr = grey
 li = lilac
 ge = yellow

