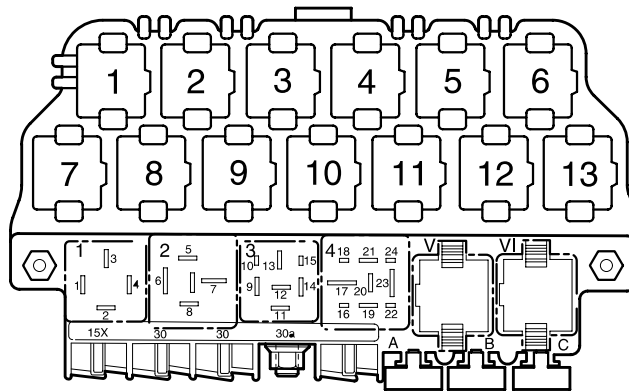


Airbag system,

- Driver's and front passenger's airbag
- Seat belt tensioner
- Side airbags

from October 1997

For alternatives to relay and fuse positions as well as multi-pin connector wiring-see "Fitting locations" section.



97-14163

Relay locations on 13 position additional relay carrier above the relay plate:

Relay locations on relay plate:

- 1** Dual tone horn relay (53)

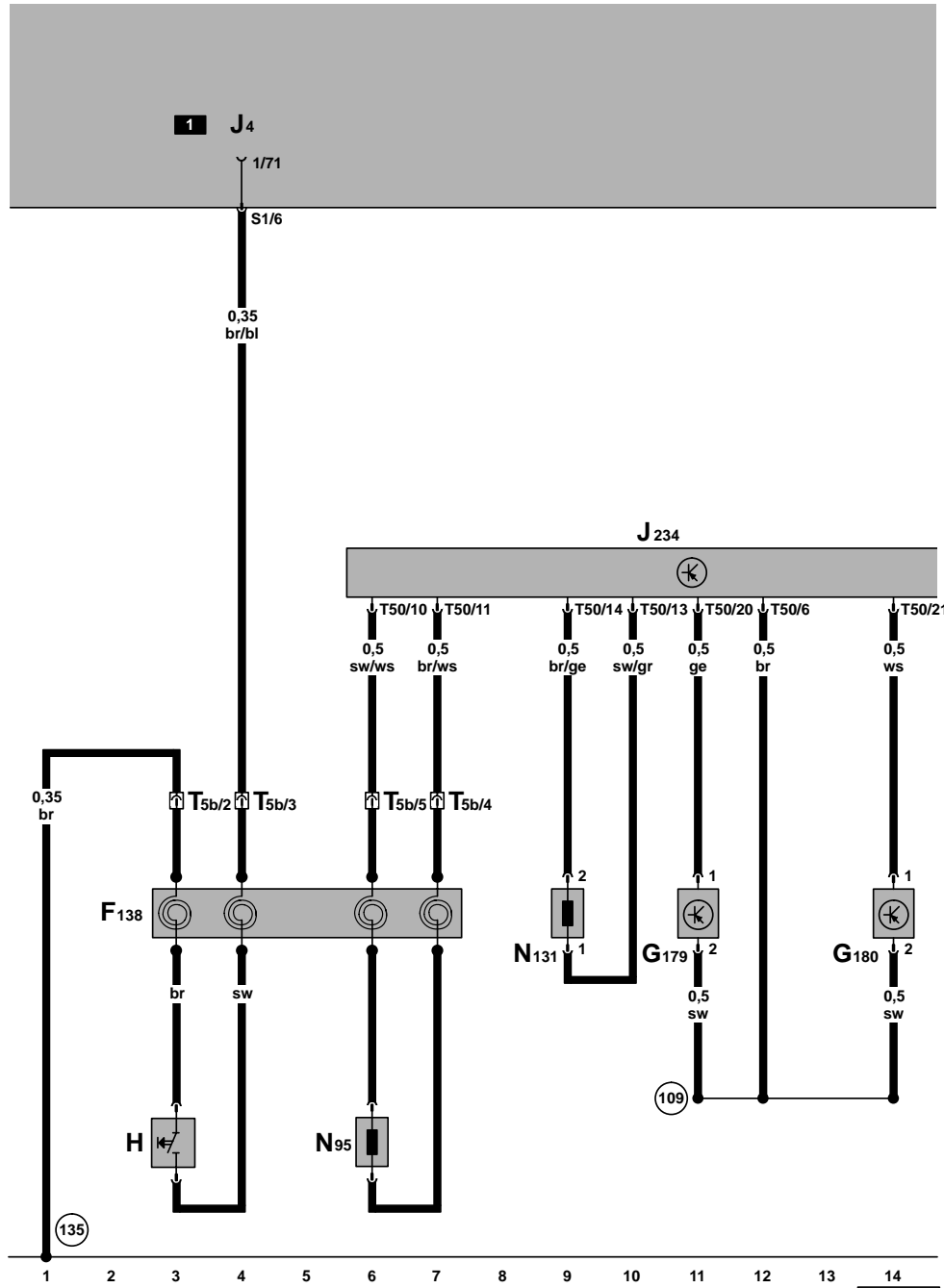
Fuse colours

- 30 A – green
- 25 A – white
- 20 A – yellow
- 15 A – blue
- 10 A – red
- 7.5A – brown
- 5 A – beige
- 3 A – lilac

Note:

The number in brackets behind the part designation denotes the control number on the housing.

Airbag control unit, airbag coil connector, front air-bag igniter, side airbag crash sensors



- F138 – Coil spring for airbag, return spring with slip ring
- G179– Side airbag crash sensor, driver’s side
- G180– Side airbag crash sensor, front passenger’s side
- H – Horn plate
- J4 – Dual tone horn relay
- J234 – Airbag control unit, behind lower console
- N95 – Airbag igniter, driver side
- N131– Airbag igniter 1, front passenger side
- T5b – 5-pin connector, next to steering column
- T50 – 50-pin connector

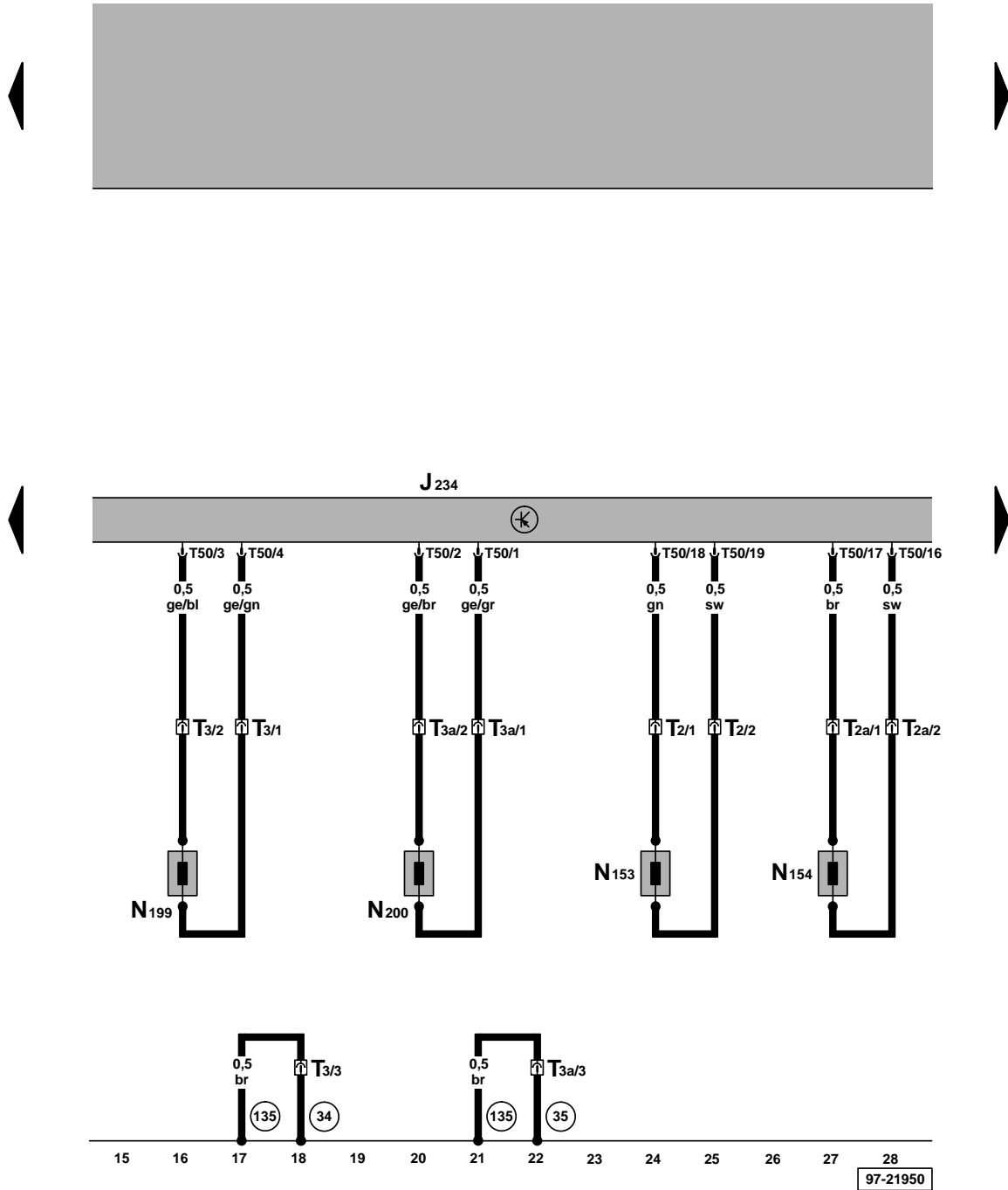
- (109) – Earth connection, in airbag wiring harness
- (135) – Earth connection -2-, in dash panel wiring harness

ws = white
 sw = black
 ro = red
 br = brown
 gn = green
 bl = blue
 gr = grey
 li = lilac
 ge = yellow

Airbag control unit, side airbag igniter, belt tensioner igniter

- J234 – Airbag control unit, behind lower console
- N153 – Belt tensioner igniter -1-, driver's side
- N154 – Belt tensioner igniter -2-, front passenger's side
- N199 – Side airbag igniter, driver's side
- N200 – Side airbag igniter, front passenger's side
- T2 – 2-pin connector, under driver's seat
- T2a – 2-pin connector, under driver's seat
- T3 – 3-pin connector, under driver's seat
- T3a – 3-pin connector, under front passenger's seat
- T50 – 50-pin connector

- ⓐ – Earth point, under driver's seat
- ⓑ – Earth point, under front passenger seat
- ⓒ – Earth connection -2-, in dash panel wiring harness

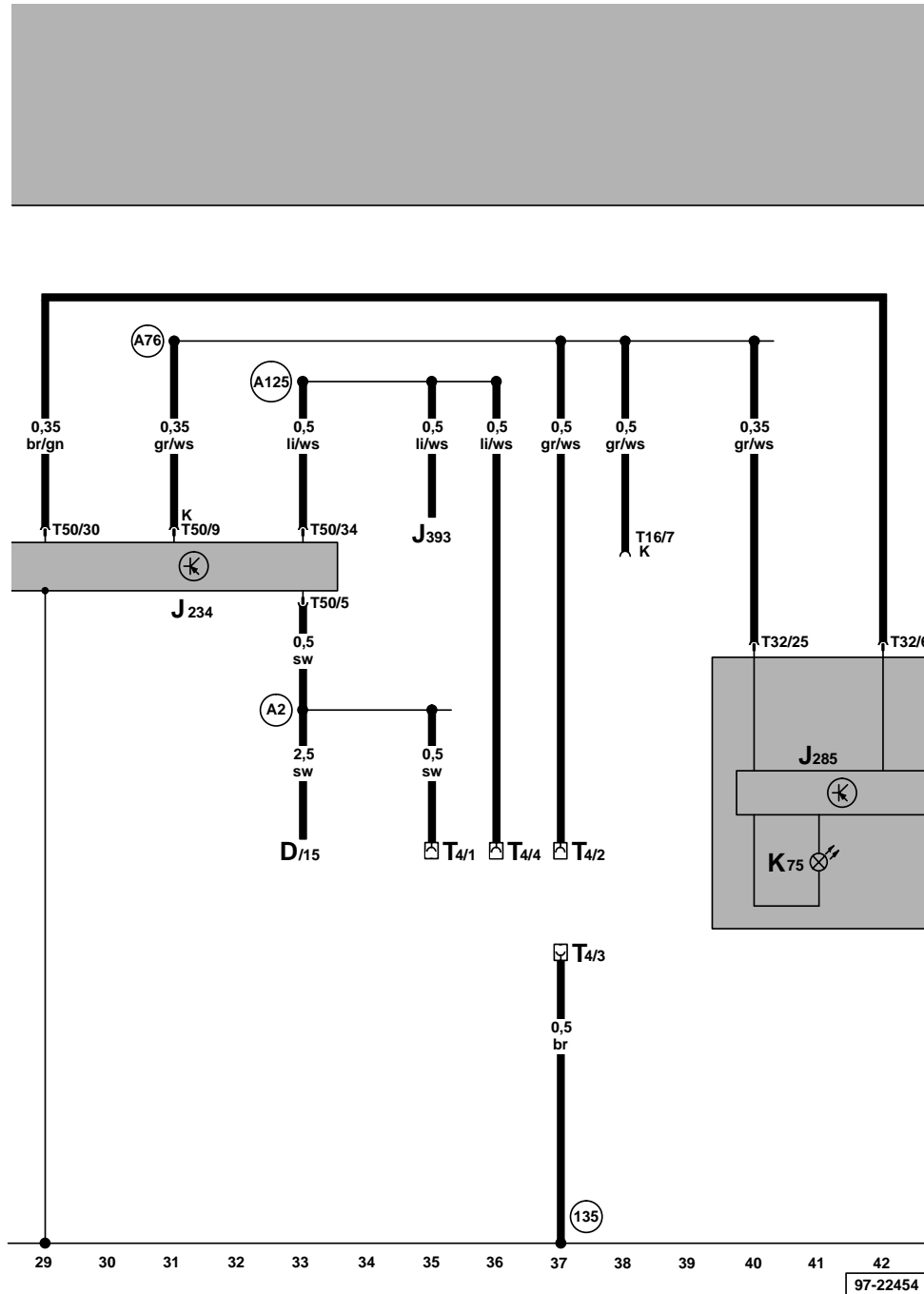


ws = white
 sw = black
 ro = red
 br = brown
 gn = green
 bl = blue
 gr = grey
 li = lilac
 ge = yellow

Airbag control unit, airbag warning lamp

- D - Ignition/starter switch
- J234 - Airbag control unit, behind lower console
- J285 - Control unit with display in dash panel insert
- J393 - Convenience system central control unit, behind dash panel, left
- K75 - Airbag warning lamp, in dash panel insert
- T4 - 4-pin connector, behind dash panel, right
- T16 - 16-pin connector, in centre of dash panel, selfdiagnosis connection
- T32 - 32-pin connector, blue
- T50 - 50-pin connector

- (135) - Earth connection -2-, in dash panel wiring harness
- (A2) - Positive (+) connection (15), in dash panel wiring harness
- (A76) - Connection (diagnosis wire K), in dash wiring harness
- (A125) - Connection (crash signal), in dash panel wiring harness



ws = white
 sw = black
 ro = red
 br = brown
 gn = green
 bl = blue
 gr = grey
 li = lilac
 ge = yellow