

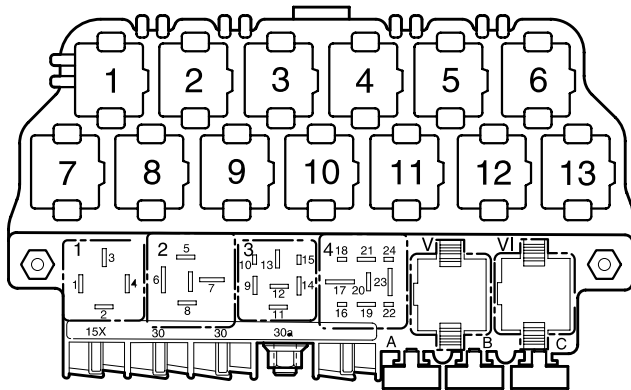
Anti-theft alarm system,

from October 1997

Interior monitoring,

from August 1998

For alternatives to relay and fuse positions as well as multi-pin connector wiring-see "Fitting locations" section.

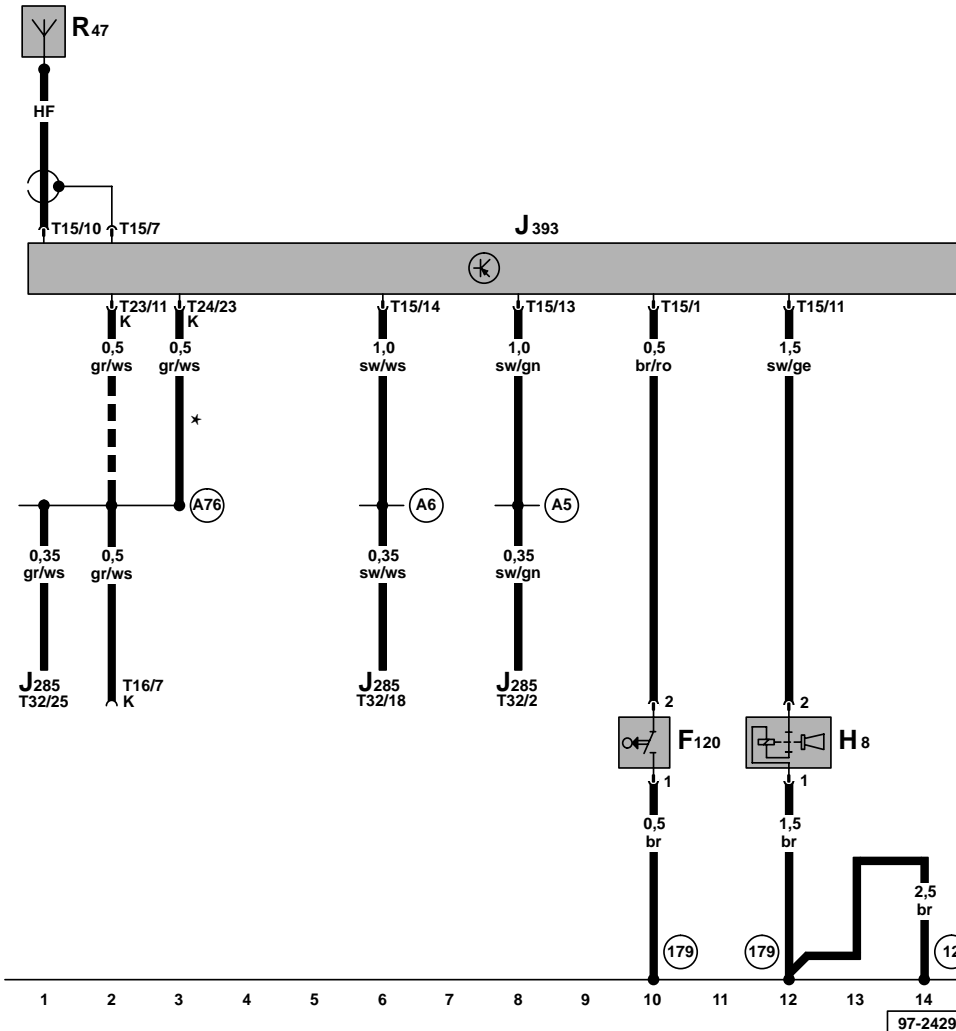


97-14163

Fuse colours

- 30 A – green
- 25 A – white
- 20 A – yellow
- 15 A – blue
- 10 A – red
- 7.5 A – brown
- 5 A – beige
- 3 A – lilac

Convenience system central control unit, anti-theft alarm system



- F120 – Anti-theft alarm system contact switch
- H8 – Anti-theft alarm system horn
- J285 – Control unit with display in dash panel insert
- J393 – Convenience system central control unit, left behind dash panel
- R47 – Central locking and anti-theft alarm system aerial
- T15 – 15-pin connector
- T16 – 16-pin connector, in centre of dash panel, self-diagnosis connection
- T23 – 23-pin connector
- T32 – 32-pin connector, blue

- (12) – Earth point, in engine compartment, left
- (179) – Earth connection, in left headlight wiring harness
- (A5) – Positive (+) connection (right turn signal), in dash panel wiring harness
- (A6) – Positive (+) connection (left turn signal), in dash panel wiring harness
- (A76) – Connection (diagnosis wire K), in dash panel wiring harness

- * – Only on vehicles not fitted with electric windows
- – Only on vehicles fitted with electric windows

ws = white
 sw = black
 ro = red
 br = brown
 gn = green
 bl = blue
 gr = grey
 li = lilac
 ge = yellow

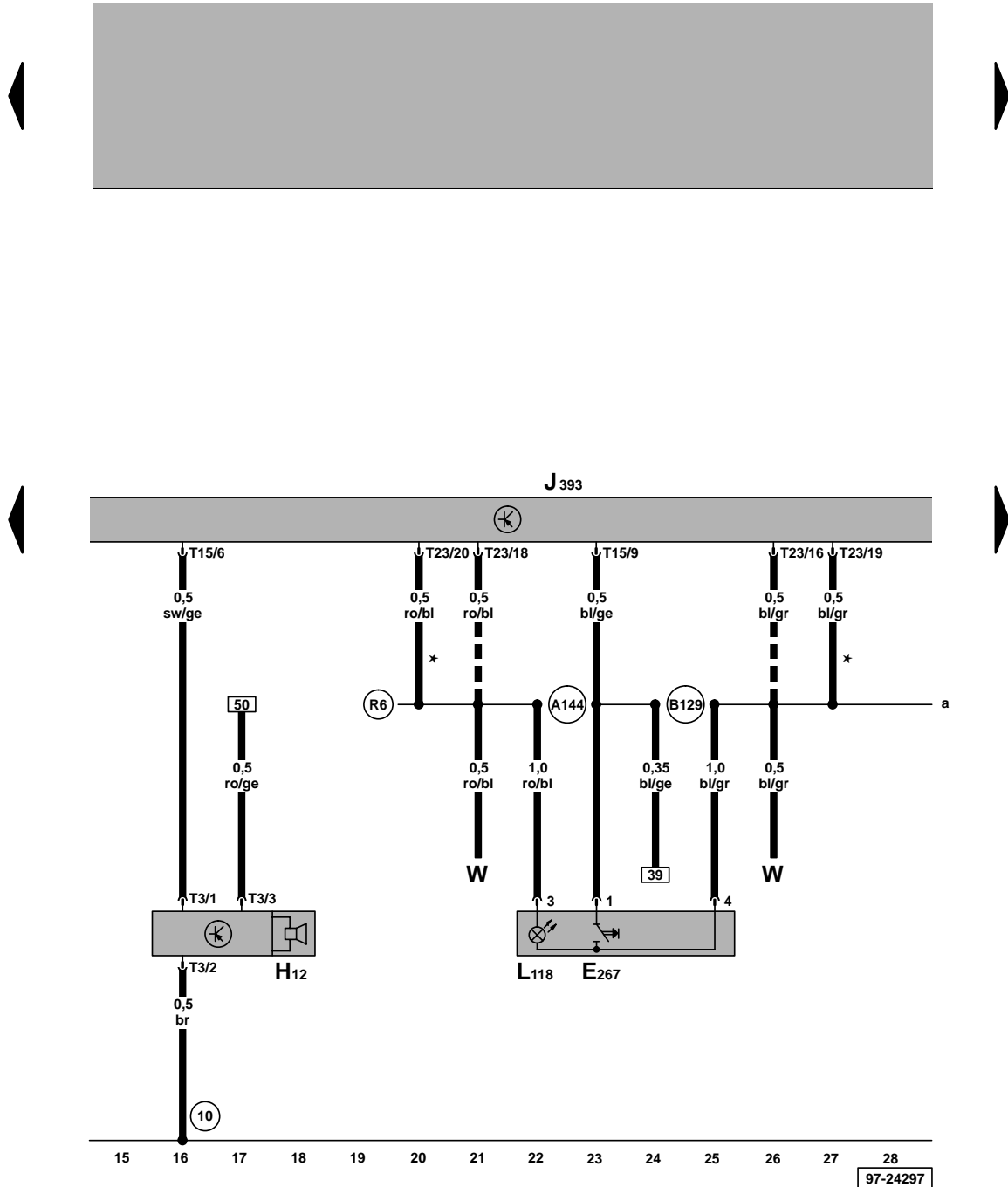
Convenience system central control unit, switch for deactivating interior monitoring, alarm horn

- E267 – Interior monitoring deactivation switch
- H12 – Alarm horn**
- J393 – Convenience system central control unit, left behind dash panel
- L118 – Deactivation of interior monitoring system switch illumination
- T3 – 3-pin connector
- T15 – 15-pin connector
- T23 – 23-pin connector
- W – Interior light, front

- (10) – Earth point, in plenum chamber
- (A144) – Connection (interior monitoring), in dash panel wiring harness
- (B129) – Connection (interior light, 31L), in interior wiring harness
- (R6) – Positive connection -1-, in interior light wiring harness

- * – Only on vehicles not fitted with electric windows
- ** – For some export countries only
- – Only on vehicles fitted with electric windows

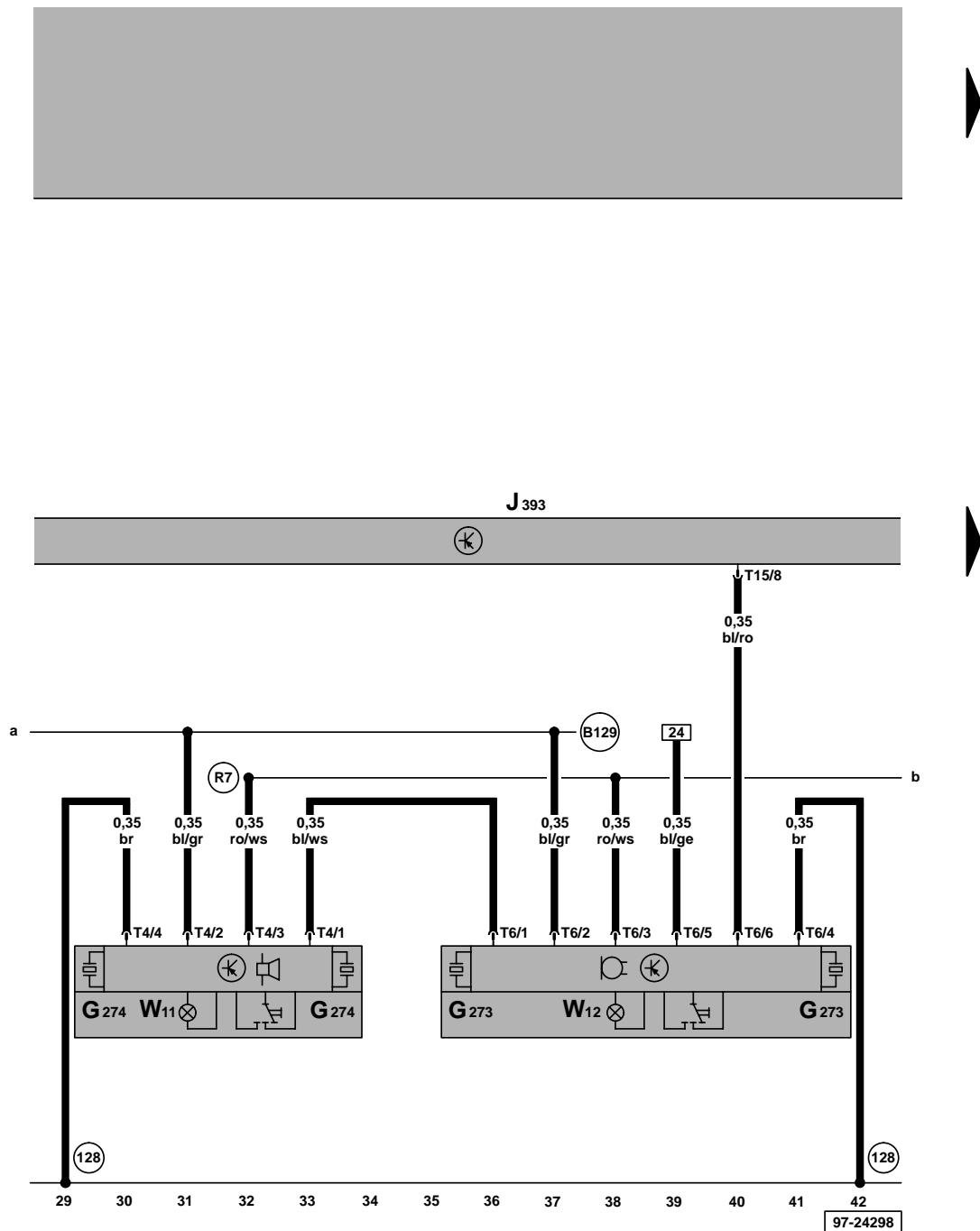
ws = white
 sw = black
 ro = red
 br = brown
 gn = green
 bl = blue
 gr = grey
 li = lilac
 ge = yellow



Convenience system central control unit, sender and sensor for interior monitoring, rear reading light

- G273 – Interior monitoring sensor
- G274 – Interior monitoring sensor
- J393 – Convenience system central control unit, left behind dash panel
- T4 – 4-pin connector
- T6 – 6-pin connector
- T15 – 15-pin connector
- W11 – Reading lamp, rear left
- W12 – Reading lamp, rear right

- (128) – Earth connection -1-, in interior light wiring harness
- (B129) – Connection (interior light, 31L), in interior wiring harness
- (R7) – Positive connection -2-, in interior light wiring harness

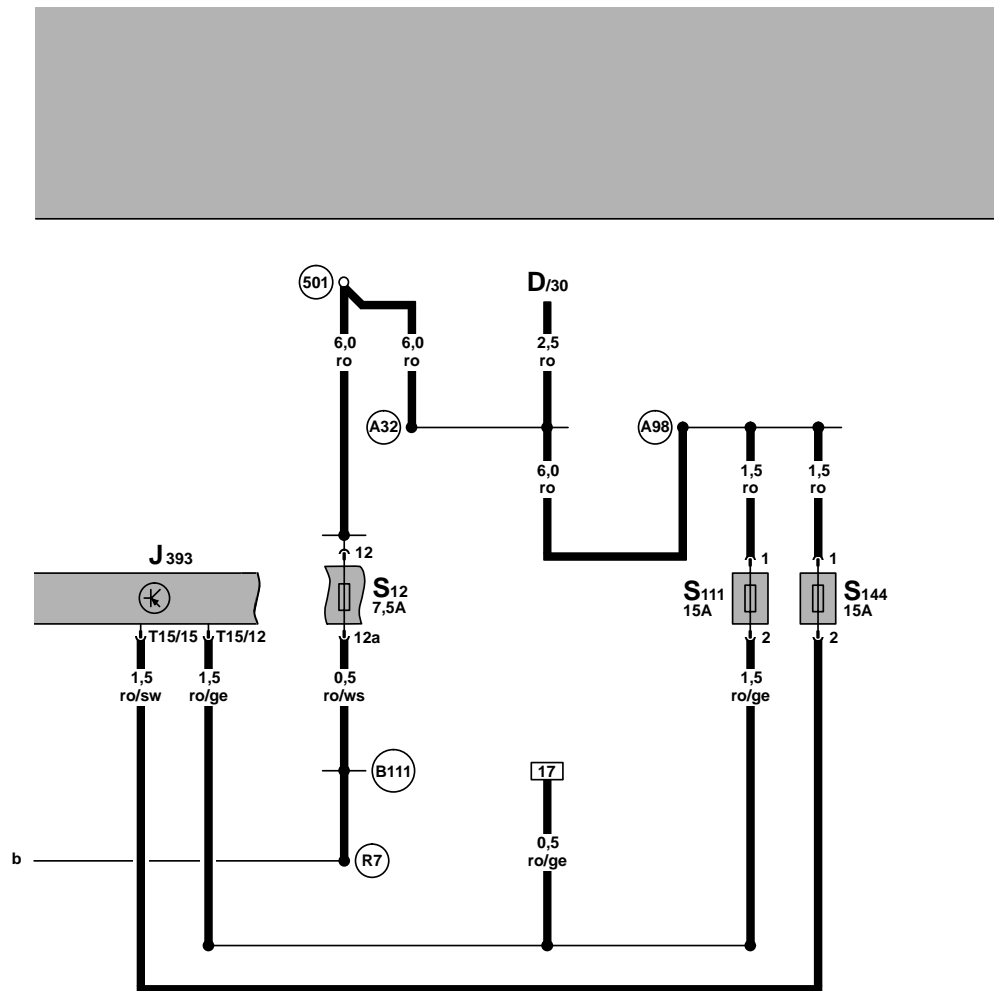


ws = white
 sw = black
 ro = red
 br = brown
 gn = green
 bl = blue
 gr = grey
 li = lilac
 ge = yellow

Convenience system central control unit

- D - Ignition/starter switch
- J393 - Convenience system central control unit, left behind dash panel
- S12 - Fuse in relay plate fuse box
- S111 - Anti-theft alarm system and immobilizer fuse, on position relay carrier above relay plate
- S144 - Anti-theft alarm system central locking fuse, on position relay carrier above relay plate
- T15 - 15-pin connector

- (501) - Screw connection -2- (30), on relay plate
- (A32) - Positive connection (30), in dash panel wiring harness
- (A98) - Positive connection -4- (30), in dash panel wiring harness
- (B111) - Positive connection -1- (30a), in interior wiring harness
- (R7) - Positive connection -2-, in interior light wiring harness



ws = white
 sw = black
 ro = red
 br = brown
 gn = green
 bl = blue
 gr = grey
 li = lilac
 ge = yellow